



District Report Card: 2017


State: Maharashtra	District: Thane
Class: 5	Subject: Language
Schools: 60	Students: 1253


Participation/Coverage


Students

GENDER 	Boys		Girls	
	Number	%	Number	%
	586	46.77	667	53.23

AREA 	Rural		Urban	
	Number	%	Number	%
	402	32.08	851	67.92

CATEGORY 	SC		ST		OBC		GEN	
	Number	%	Number	%	Number	%	Number	%
	209	16.68	109	8.70	402	32.08	533	42.54

CWSN 	LD	VI	HI	S&LD	ID	Oth
	1	7	1	0	3	5

Management 	Government		Government-aided	
	Number	%	Number	%
	563	44.93	690	55.07

Average Performance of Students in Language (%)

Overall	Gender		Area		Management		Social Group			
	Male	Female	Rural	Urban	Govt.	Aided	SC	ST	OBC	GEN
55.94	54.72	57.00	64.59	51.84	55.35	56.42	49.82	68.32	54.56	56.84

Performance on Learning Outcomes (LOs)

Learning Outcomes	Description	Average Performance(%)
L504	Reads and comprehends independently storybooks, news items/ headlines, advertisements etc.	52.29
L508	Reads text with comprehension, locates details and sequence of events	57.76

Range of Performance of Students who Answered Correctly							
Below 30%		30% - 50%		50% - 75%		Above 75%	
Number	%	Number	%	Number	%	Number	%
240	19.15	304	24.26	385	30.73	324	25.86

Lowest Performing Learning Outcomes (LOs)

- 1 - Reads and comprehends independently storybooks, news items/ headlines, advertisements etc. (52.29)
- 2 - Reads text with comprehension, locates details and sequence of events (57.76)